


Swan Gazette

A Newsletter for the Swan Sampler Guild

Oct/Nov/Dec 2009

www.swansamplerguild.org



Swan Calendar 2009

October 16-17 Friday-Saturday - Cherished Stitches Class–Louise Henderson. Friday is Penser a Moi, and Saturday is Pretty in Pink Etui. 9:00am, Alice Rathofer's home (see directions on page 7).

November 7th Saturday - Class on antique needlework tools taught by Carolyn Webb. 10:00am, Salt Lake County Complex.

January 9th Saturday - Stitch-In. Come and stitch for the day with us. 9:00am to 4:00pm. Sandra Ball's home (1767 Portal Way, Sandy, Utah).

February 2nd Tuesday - "Fond Hearts", published by Blackbird Designs. Led by Cathy Lloyd and Cathy DeCaria

March 19-20 Friday-Saturday - Barbara Rakosnik Class. See coupon page.

Membership

Cost is \$30. Membership runs from July 2009 through July 2010 and we have many wonderful projects and educational opportunities in store for our membership. Join us for another great year and continue to help us spread the word and work of Samplers.

From the President

Fall is here....my favorite season. Fall leaves, Halloween and Thanksgiving! I want to stitch every Halloween piece I see, and there are plenty out there, especially after the St. Charles Market and fall magazines! I hope you, too, are enjoying the best of the season.

There is more on the Swan Shakespeare Getaway in the newsletter, but I have to say that I was so impressed by the job that Kathleen Lind did to put this together and provide so many fun experiences in addition to the wonderful piece Amy Mitten designed especially for this event. I had never been to the Shakespearean Festival in Cedar City before and now that I know, I will frequent it as often as I can! Everyone who attended enjoyed themselves immensely, so we've decided, as a board, that we will plan to do a similar event at the Festival in 2011. We were so excited to have so many from outside Utah and hope to see many more in 2011!

Just a note, as I'm thinking ahead...next year we are planning to have more exclusive projects from designers and have been working with a few of them and hope to have more about this in the next newsletter. As we plan for the future, it would be nice to hear from you for some ideas of meetings, projects, etc. Please contact me at sball07@comcast.net or any of the board if you have any comments or ideas.

Enjoy the newsletter!
Sandra

Shakespeare Get-A-Way Retreat

Kathy did an incredible job organizing everything, we had fruit and flowers in our rooms, little gifts with each meal that Kathy made, except for the last dinner we received a book, we had an autograph party after dinner so we could remember everyone who was there. We were kept busy every min. The festival was such a great experience with the backstage tour and the costume lecture and the plays were fantastic in the outdoor theatre. Amy Mitten was a fun teacher, I had a fun time with the part I played in her play, the Sampler is a beautiful piece of art with so many different stitches and I know all who ordered it will be so impressed with this piece that she designed for us. I enjoyed meeting some of the away swans and had a lot of fun with them. I would like to say THANK YOU to Kathy Lind for a job well done. --Sandie



We had fun taking over the Iron Gate Inn (we had every room booked and every bed occupied). Our host and hostess were so helpful and accommodating, making everything perfect for us. Good food, good wine, really yummy raspberry lemonade and perfect company. The class with Amy was very special and we are all looking forward to finishing a mystery design that is very, very beautiful and unique. The play she wrote was fun and we all had great laughs over it. There was a lot of speculation about the mystery ending and we were all WRONG. But, we did enjoy discovering the true ending of the play and mystery. Her design is going to be so beautiful when finished. I know I want to keep working on it every day. --Alice



I am an "away" Swan who decided to check this retreat out - it seemed right up my alley - Shakespeare, coupled with an Amy Mitten mystery sampler! Who wouldn't love that? The retreat was wonderful - Kathy Lind did an amazing job - the Shakespeare was wonderful, and all the arrangements, little gifts at each meal, comfortable and beautiful surroundings, were aimed at making this a very memorable retreat. Amy's sampler is truly beautiful, and the mystery was very much fun to try to decipher. I always like Amy's designs, but for this one, Amy really raised the bar a couple of levels - it's stunning! The piece de resistance, though, was the warm welcome the local Swans gave to us "Aways". We were treated like VIP's the entire weekend, and very quickly felt that we were among close friends. From the moment I first inquired about the class, the Utahans made sure I would feel at home, and I certainly did! --Julie



Final Soliloquy by Amy Mitten



As you can see from the comments in the newsletter and online, the Shakespeare Getaway was a resounding success! The piece Amy Mitten designed was outstanding. It has so many interesting stitches and features, that it will be a treasure when you get it done. Not only that, Amy wrote a great mystery play to go with the piece. Since the solution to the play is not obvious on the sampler, she is letting us post the pictures. The pictures do not do it justice, however.

Amy has consented to letting us offer it one more time to Swan members. This will be one

of her class pieces in the future and will only then be available if you take a class from her. So this is a great opportunity.

The piece is available in 32 count or 40 count lambswool. The price is \$225 and may be paid by check or Paypal. Postage is \$10.00 for US and international buyers should contact Cathy Lloyd for the exact amount. All of this information is on the coupon page. The due date for payment is December 1. Amy will make up the kits once we submit the order.

Antique Needlework Tools



Our November meeting will be a great presentation by Carolyn Webb on antique needlework tools. Carolyn has collected antique needlework tools for many years and has much knowledge to share about what they are made of and how they were used. She will bring some of her treasures for us to look at and will educate us on what to look for when shopping for antique tools.

January Stitch-In

In January we will be having an all day Stitch-In at Sandra Ball's House (1767 Portal Way, Sandy, Utah). We are planning on a cozy relaxed day with hand-dipped chocolates, snacks and hot chocolate and lots of stitching. We are also thinking that lunch out somewhere would be fun. Please join us if you possibly can on Saturday, January 9th from 9:00am to 4:00pm.



Swans Needle Minder



Looking for a gift for that special stitching friend?

You can now purchase our exclusive needle minder.

The price is \$10 plus shipping.

The proceeds go to helping to preserve samplers

Paula Sibbald



If someone would have told me years ago that I would be able to play all day and make a living that started with doodling sketches, I would have certainly had a good laugh, however that is in fact the

majority of what I do, especially when it comes to designing!

I was so fortunate to have 2 grandmothers who both did fine needlecraft work and as a result, learned at a very young age to do a lot of handwork, such as embroidery, knitting, crochet, sewing and quilting. I enjoyed, sitting for hours working on a project and especially loved giving a gift that was created by hand and made with the recipient in mind.

I was definitely a latecomer to traditional cross



stitching for years, while I was still passionately knitting. Amusingly, on a long weekend, about 20 years ago, while driving to northern Alberta (9 hour drive each way), with this

same friend, her husband and children, I finished the books I had brought for the ride to read and so I asked my friend, who was cross stitching, if she had anything I could try to occupy the rest of the time. She handed over a tiny, department store kit of an Angel and in about 2 minutes, I was hooked! While I do from time to time pick up some other form of handcraft, to this day, I am passionate about counted thread.

While I continued through the years to cross stitch, I also became interested with the historical aspects of hand work and all the items that a woman of centuries ago may have had in her stitching box. As fascinated as



I was, I also thought that there was an interest for these types of items in today's market and so I set about considering what types of items I'd like to design and researched materials and places that could take my "doodle sketches" to produce a finished product. In the beginning, although my first choice was to design scissors, in fact they came later, after the success of the needle minders and mother of pearl items.

I honestly feel that I owe so much to the stitchers as they were 100% responsible for growing my business. I showed a few photos of some of my items and although I did contact a

few shops in the first week, in fact what started to happen was that stitchers were taking my photos into shops and asking the shop to purchase and stock my designs. I am so grateful to shops for being interested in what I was designing and have met so many passionate shop owners who are so committed to this industry.


I am not complaining at all, but in less than a month, a full time business was in effect. While exciting, at the time I had a private practice as a business coach and worked in government, so adding this third career element into my life (and my husband's who quickly became the packaging/shipping person) certainly maxed up my time - in a good way though! What I also hadn't anticipated was that stitchers would enjoy collecting my designs and often don't use them for their intended purpose, but enjoy having them around for display and inspiration. It is great fun to debut a new design that stitchers want to add to their collection.

Kelmscott Designs is 5 years young and it has been truly wonderful! Approximately a year and a half ago, it became clear that if I was to continue and grow the company, my husband and I needed to quit our day jobs (although I still have the business coach practice). This was thrilling and we moved halfway across Canada to a tiny village and one of the bedrooms was converted into the studio. I love looking out on the prairies, about 20 minutes north of the US (Montana) border in Saskatchewan!

Another aspect of Kelmscott Designs, that certainly wasn't anticipated, but has grown is mentoring, representing and distributing for other designers. Approximately a year ago, I signed the first designer and today I represent and distribute for five other designers and the list is growing. There are many incredibly talented women out there who are eager to design and need some mentoring in getting their talents turned into a business and their designs out in the retail market. I hadn't planned on this, however I truly enjoy it and am so glad that this

part of the business has taken root.

I really enjoy the fellowship of stitchers and I don't live in an area that has a stitching group, however in the winter, we spend time in Arizona and I am fortunate to stitch once a week at a lovely shop with an incredible group of women



who I miss so much in the summer months! Fortunately with the electronic age, the fellowship of stitching has grown and foremost is the fantastic members of the Swan Sampler Guild. While I have personally met so few of you, I feel like I in fact know so many of you. Being an away Swan is truly wonderful and while I always appreciate all of the wonderful thank you posts regarding the donation of my designs, believe me, it is SO exciting packaging up a box of gifts and sending them off to the Guild - I have always loved giving gifts!


I feel we are all to be commended in being so passionate about a needlecraft that is centuries old, but that we are all still interested in and can share this with younger generations - it is definitely something we are keeping alive!

Paula has generously sent us one each of the items shown in the pictures with this article. If you would like to win one of these beauties, send an email to Cathy DeCaria (see board member listing) by October 15 to have your name entered into a drawing to win one of them.

Fond Hearts

For our February, 2010 meeting, we will be stitching together, the whimsical design “Fond Hearts” by Maggie Bonanomi, published by Blackbird Designs. Maggie is an artist whose art reflects her love of nature and primitive folk art. Her drawings have been made into penny mats, journals, hooked rugs, stationery, company logos, and cross stitch. Some of her drawings, such as Fond Hearts, have been converted and published under the umbrella of Blackbird Designs.

You can obtain a copy of this design at your favorite local needlework store, or here in Salt Lake City, at the Craft Center of Fine Stitchery at 807-944-4994 / toll free at 877-833-9990. This design is something you can stitch up quickly. The colors are fabulous for Valentine’s Day and you could dedicate this piece to someone special in your life!



Louise Henderson Class Directions

The Class for the Penser a Moi and the Pretty in Pink Etui on October 16 and 17th, will be held at Alice Rathofer’s home at 9:00am. Here are directions to get there:

2676 East Skyline Drive, Salt Lake City

From North:

600 North to 400 South to Foothill Blvd
South to Skyline Drive
(1583 South 2nd left past Foothill Village)
Turn left on Skyline - uphill
Cross Wasatch Drive
Left at Fork in road, 2nd House on the Right.

From South:

Go North on Foothill Blvd to Skyline Drive
(1583 South)
Turn Right (East) onto Skyline Drive
Go uphill
Cross Wasatch Drive
Left at Fork in road, 2nd House on the Right.

Boxed Iris Sampler

Barbara Rakosnik is an award winning designer specializing in counted thread samplers. Barbara is a graphics designer by profession but started stitching as a way to relax. When she joined EGA a friend encouraged her to attend a class with Jean Hilton and all of her (Jean's) intricate stitches. Barbara was hooked, she loved stitching! She soon decided she wanted to design as well and then started her own business, Periwinkle Promises, in 1989.

Barbara's designs have a unique style and are very interesting to stitch because of the variety of stitches that are included. Her profession was a great help in preparing her kits as evidenced when you look at her outstanding instructions. The graphs are perfect and everything is extremely clear. You could easily stitch any project Barbara has designed, but then you would miss her delightful personality.

When Barbara started teaching, Jean Hilton was in one of her classes which made Barbara nervous but honored that Jean thought she could learn something from her. Barbara has now taught for national and regional seminars for the Embroiderers' Guild of America, American Needlepoint Guild and Embroiderers' Association of Canada as well as the 2000 International Embroidery Conference in New Zealand. Barbara has authored several correspondence course and a cyber course for ANG. Her work was a double jeopardy question on the television show "Jeopardy" in March 2003.

On March 16 and 17, 2010 we will have the opportunity to have Barbara come to Salt Lake to teach her Boxed Blue Iris Sampler. This is a delicate and airy sampler which incorporates 18 different stitches. The lacy border reminds you of a wrought iron fence surrounding an old flower garden. The Rice Stitch border is the stone path around the garden. The alphabet represents the small ground cover groupings



leading up to the main attraction, the prized blue iris. The iris includes three different stump work techniques in its petals. The stitches in the Boxed Blue Iris Sampler are: Alternating Double Back, Alternating Reversible Cross, Arrowhead, Bound Slant, Button Hole, Cross, Detached Buttonhole, Diagonal Cross, Double Back, French Knots, Holbein, Long-Armed Cross, Montenegrin, Mosaic, Palestrina Knot, Rice, Satin and Smyrna Cross.

The cost of this project will be \$102.00 and will be available to away Swans as well as those who can attend the class. The deadline for ordering is January 15. This is a great sampler you will all love to stitch!

Directions to Meetings

Swan Sampler Guild Board

President –

Sandra Ball – sball07@comcast.net

VP Monthly-

Cathy DeCaria - catherinedecaria@yahoo.com

VP Special Projects –

Kathy Lind - lindk@earthlink.net

Secretary –

Sandie Wright - sampottspottery@msn.com

Treasurer –

Linda Schmunk - linda@schmunk.net

Membership-

Cathy Lloyd - cat.lloyd@comcast.net

Education –

Lynn Jones - samplerlover@comcast.net

Newsletter –

Brenda Miles - brendastitch@milesouse.org

Internet Info- Please Read

We have a Yahoo! Discussion list that you can join (if you are not already signed up). Names can no longer be added so we will send an **invitation** to you. Contact one of the following email address, swanstitchers@yahoo.com or cat.lloyd@comcast.net, to be invited to the lists. You can also go directly to the URLs <http://groups.yahoo.com/group/swansampler> for the discussion list and to <http://groups.yahoo.com/group/swanstitchers> for the newsletter and asked to join. That way we can admit you without a problem. Just put in message area that you are a current Swan. You must sign up with BOTH the above groups to receive information about the Swans in a timely manner. It is not a requirement, however, and you can choose not to join the lists. **We encourage you to take the time to register with Yahoo.** It will save you time and aggravation in the long run. You can set your messages to arrive individually or as a digest and change your own e-mail address if need be.

Salt Lake County Complex - 2100 So. & State Street in the Salt Lake County Complex North Building Room N3005 (monthly meetings).

Village III Condos, 1525 East 6100 South (Vine). Vine Street is between 1300 East and Van Winkle Expressway. Village III is on the north side of the street and the Clubhouse is just inside complex entrance.

Swan Supporter Links



Shepherd's Bush www.shepherdsbush.net



Elegant Stitch www.elegantstitch.com



Olde Willow Stitchery www.oldewillowstitchery.com



Craft Center www.craftcenterstitchery.com



Attic Needlework www.atticneedlework.com



HollieStitch Needlecraft www.holliestitch.com



Wasatch Needlecraft www.wasatchneedlecraft.com



Giulia Puntì Antichi www.puntiantichi.com



Kelmscott Designs www.kelmscottdesigns.com



Carolina House Designs carolynstandingwebb.com

Coupons for Upcoming Swan Projects

Final Soliloquy by Amy Mitten

Quantity _____ \$225.00 each

Shipping US \$10.00 _____ International--please contact Cathy Lloyd for a quote.

Deadline December 1

Total \$ _____

Boxed Blue Iris by Barbara Rakosnik

Quantity _____ \$102.00 each

Shipping US \$10.00 _____ International--please contact Cathy Lloyd for a quote.

Deadline January 15

Total \$ _____

Swan Needle Minder

Quantity _____ \$10.00 each

Shipping US \$2.00 _____ Canada \$9.00 _____ Int'l \$11.00 _____

No Deadline

Total \$ _____

Yearly Membership from July 1, 2009 through June 30, 2010 **\$30.00** _____

Grand Total \$ _____

Name _____ Phone _____

Address _____

Address _____ E-mail _____

****Please notify us if you change your address or email.****

All or part of my address has changed _____

Please send an invitation to the Swan Yahoo Groups List _____

Please make checks to: Swan Sampler Guild and Mail to:

Cathy Lloyd

11214 S. Gracie View Lane

South Jordan, UT 84095

801-571-0115

Email: cat.lloyd@comcast.net

Paypal Option:

To make payments via PayPal, go to www.paypal.com and use the email address: swanstitchers@yahoo.com .

Please make sure you specify what you are paying for in the comment field.